

Different parasitization parameters of pupae of native (*Coccinella septempunctata*) and invasive (*Harmonia axyridis*) coccinellid species

Alois HONEK¹, Zdenka MARTINKOVA¹, Piotr CERYNGIER²

¹Crop Research Institute, Prague, Czech Republic

²Faculty of Biology and Environmental Sciences, Cardinal Stefan Wyszyński University, Warsaw, Poland

Abstract

We studied the parasitism of the pupae of two predatory coccinellid species of similar body size, i.e. native *Coccinella septempunctata* L. and invasive *Harmonia axyridis* (Pallas). The pupae were collected through the period of coccinellid eclosion and parasitoid emergence from a patch of nettles (n = 660) and from a pea crop (n = 1293) in Central Europe where both coccinellid species developed together. Three parasitoid species were recorded: *Phalacrotophora fasciata* (Fallen), *Phalacrotophora berolinensis* Schmitz and *Oomyzus scaposus* (Thomson). The first species was the dominant parasitoid of *C. septempunctata* and the only one recorded in *H. axyridis* pupae. Parasitism by *Phalacrotophora* spp. was higher on nettle patches, with 42% of *C. septempunctata* and 3% of *H. axyridis* parasitized, and lower in pea crops, where the percentage of parasitized pupae was 11% and 0.5%, respectively. At both sites, the proportion of *H. axyridis* in the total coccinellid population increased during the 13-16-day period of adult eclosion, but the proportion of parasitized individuals of particular coccinellid species giving rise to parasitoids remained similar during the entire period. In *C. septempunctata*, the mean number of *Phalacrotophora* puparia that originated from a coccinellid pupa was 7.2 ± 0.30 (range 1-21) on nettle patches, which was significantly more than on pea crops (3.9 ± 0.21 puparia, range 1-9). The mean mass of *Phalacrotophora* puparia decreased with increasing number per host pupa. The results confirmed a greater (10-20 times) rate of parasitism of native *C. septempunctata* than of invasive *H. axyridis* and also revealed large differences in the rate of parasitism between the sites.

Key words: parasitoid, *Phalacrotophora*, Diptera, Phoridae, *Oomyzus*, Hymenoptera, Eulophidae, abundance, *Urtica*, *Pisum*.

Introduction

Coccinellids are plagued by several parasitic insect species (Ceryngier *et al.*, 2012), including several fly species of the genus *Phalacrotophora* (Diptera Phoridae). *Phalacrotophora fasciata* (Fallen) is the most common in Europe (Disney *et al.*, 1994; Ceryngier and Hodek, 1996; Ceryngier *et al.*, 2012). This species is known to parasitize mainly predatory but also mycophagous species of coccinellids (Disney *et al.*, 1994; Ceryngier and Hodek, 1996). General features of the biology of *Phalacrotophora* are well known (Ceryngier *et al.*, 2012). Females wait close by the coccinellid praepupa and lay eggs at the beginning of pupation (Hurst *et al.*, 1998). Larvae develop very quickly; and after a few days, the fully grown larvae leave the coccinellid pupa, fall to the ground, pupate and, if not in diapause, emerge as adults 2-4 weeks later (Ceryngier *et al.*, 2012).

Phalacrotophora spp. are the important parasitoids of more than 20 Palearctic coccinellid species (Disney *et al.*, 1994; Ceryngier and Hodek, 1996; Durska *et al.*, 2003; Ceryngier *et al.*, 2012; Francati, 2015), including *Coccinella septempunctata* L., a dominant aphidophagous coccinellid species of herbaceous crop stands (Honek, 1985; Hodek and Michaud, 2008). In the study area, the rate of parasitism differs between years and host plant stands (A. Honek, Z. Martinkova, J. Skuhrovec unpublished data). *C. septempunctata* may be a preferred host of *Phalacrotophora* because of its relatively large body size, which makes possible the development of more parasitoid individuals than in smaller hosts (Filatova, 1974; Ceryngier and Hodek,

1996). Among the other coccinellid species, *Phalacrotophora* also parasitize *Harmonia axyridis* (Pallas), a non-native species that has recently expanded in Europe (Steenberg and Harding, 2010; Ware *et al.*, 2010; Romanov, 2017; Ceryngier *et al.*, 2018). The history of invasion and the biology of this species in the invaded area is the subject of major work recently summarized by Roy *et al.* (2016).

Another common parasitoid of coccinellids is *Oomyzus scaposus* (Thomson) (Hymenoptera Eulophidae Tetrastichinae), parasitizing the species of tribes Coccinellini, Chilocorini and Scymnini. The female lays eggs inside 3rd and 4th instar larvae, and mature parasitoids emerge from pupae (Ceryngier *et al.*, 2012). This species parasitizes both *C. septempunctata* and *H. axyridis* in its native and recently invaded areas (Ceryngier *et al.*, 2018).

Using published data, Ceryngier *et al.* (2018) calculated that the rates of parasitism of invasive *H. axyridis* by *Phalacrotophora* and *Oomyzus* are significantly less than in native coccinellid species. The invasive species was also resistant to *Dinocampus coccinellae* (Schrank) (Hymenoptera Braconidae), a parasitoid of mostly the adult stage (Comont *et al.*, 2014), although Dindo *et al.* (2016) and Francati (2018) found *H. axyridis* as a relatively suitable host of *D. coccinellae*. As the calculation performed by Ceryngier *et al.* (2018) used data from different native coccinellid species and from many localities in a large geographic area, the results may be further refined using data available for one locality and similar coccinellid species. *C. septempunctata* is a convenient complement species for a parasitization rate comparison with *H. axyridis*. Both species are of similar size and are

now dominant in Central European coccinellid fauna. Both species prefer different habitats, trees in the case of *H. axyridis* (Honek *et al.*, 2015) and crops in the case of *C. septempunctata* (Honek and Rejmanek, 1982; Honek, 1985), which presents a difficulty. This differentiation of habitat preference is typical of adults and is highly expressed in larvae. The only sites where both species converge during pre-adult development are low-growing vegetation stands very abundantly populated by aphids (Lundgren *et al.*, 2004; Kandel *et al.*, 2015; Hesler, 2014). In stands of wild herbs, excessive aphid incidence may develop, e.g., on nettles (*Urtica dioica* L.) populated by *Microlophium carnosum* Buckton (Homoptera Aphididae) or on scentless mayweed -*Tripleurospermum inodorum* (L.) Schultz-Bip.- populated by *Macrosiphoniella tapuskae* (Hottes et Frison) (Homoptera Aphididae). In crops, high population densities may develop, e.g., on Fabaceae, such as peas and beans, populated by *Acyrtosiphon pisum* Harris (Homoptera Aphididae). However, excessive aphid populations on crops are rarely tolerated by farmers, except in organic farming. An alignment of several favourable circumstances is thus necessary to observe the parallel development of *C. septempunctata* and *H. axyridis* pre-adult populations: finding stands of convenient host plants with abundant aphid populations and the presence of abundant parasitoid populations, timely detection of the site when the pupation of coccinellid populations start, and the personal conditions of the researcher to allow continued observation until the end of the presence of coccinellid immatures. This alignment of natural and personal circumstances manifested in June 2018, a very warm year typical of high aphid and natural enemy abundance. This paper describes quantitative and temporal aspects of coccinellid and parasitoid frequency at two sites colonized by abundant aphid and coccinellid populations and using data systematically collected throughout the entire period of coccinellid and parasitoid maturation. The tested hypotheses predicted that (i) the frequency of parasitism by *Phalacrotophora* spp. and *Oomyzus* spp. will be greater in native *C. septempunctata* than in invasive *H. axyridis*, and (ii) differences in the frequency of parasitism between sites will persist through the period of coccinellid and parasitoid maturation. Hypothesis (i) should corroborate earlier results (Ceryngier *et al.*, 2018). Hypothesis (ii) should test importance of local variation in parasitoid abundance.

Materials and methods

Sampling sites

Coccinellid pupae were collected in June 2018 at two sites at Prague Ruzyně. Site 1 (centred at 50.089N 14.260E, area 250 m²) was comprised of *U. dioica* (nettles, populated by *M. carnosum*) interspersed with *Artemisia vulgaris* L., *Ballota nigra* L., *Cirsium arvense* (L.) Scop., *Dactylis glomerata* L. and *Leonurus cardiaca* L. The small ruderal patch of site 1 was bordered by a large crop of winter wheat on one side and a grassy area of the Prague airport on the other side. Site 2 (centred at 50.082N 14.306E, area 20,000 m²) was an organ-

ic farm crop of *Pisum sativum* L. (pea, populated by *A. pisum*) containing weeds of *C. arvense* and *Avena fatua* L. The field of site 2 was bordered by a mixture of small fields sown with barley, oats, buckwheat and sugar beet, a mixed tree stand along a small stream, and an urban area with small houses and gardens. At site 1, sampling started from June 4, at the beginning of coccinellid pupation, and continued until June 15, when pupation ceased. At site 2, the date of the start of pupation was unknown. Sampling started on June 14 and terminated on June 25 when coccinellid pupation ceased. Intraguild predation by coccinellid larvae and Heteroptera was recorded when observed during sampling sessions.

Detecting parasitism

At both sites, pupae of *C. septempunctata* and *H. axyridis* were sampled at two- to three-day intervals. During each sampling session at site 1, the entire area was carefully searched, and all pupae were collected. At site 2, the pupae were collected along a 50 to 200 m long transect randomly placed across the field. Pupae of both coccinellid species were sampled, giving scrupulous care to sample unselectively and not bias the natural species ratio. The pupae were placed individually in glass tubes (5 cm long, 1 cm diameter) plugged by a piece of cotton and placed in the laboratory at 23 ± 1 °C and natural photoperiod. Because the mean temperature over the sampling period in the field (20.6 ± 0.36 °C) was similar to the laboratory temperature, we assumed that the date of eclosion of coccinellids and parasitoids in the laboratory was the same as in the field. Therefore, regardless of the date of sampling, coccinellid adults and parasitoids were grouped according to the date when they eclosed in the laboratory. The number and cumulative fresh mass of *Phalacrotophora* puparia emerging from particular coccinellid pupae was determined within 24 h after pupation with 10⁻⁵ g precision, and the mean mass of the puparium was calculated. After eclosion of the last coccinellid adult and emergence of the last *Phalacrotophora* larvae, the remaining coccinellid pupae were preserved for 15 days, during which *Oomyzus* emergence was recorded, and the coccinellid was then considered dead. The dead coccinellid pupae were dissected to establish unclosed parasitoids. Adults of *Phalacrotophora* were identified to species using keys by Disney and Beuk (1997), Durska *et al.* (2003) and Lengyel (2009).

Data evaluation

The number of coccinellid pupae from which eclosed coccinellid adults (NA) emerged and the number of coccinellid pupae from which *P. fasciata* parasitoids emerged (NP) were recorded daily. The percentage of parasitism (PP) by *Phalacrotophora* on particular dates was calculated as $PP = NP / (NP + NA) \times 100$. The temporal trend in the percentage of *Phalacrotophora* parasitism was approximated using linear regression $PP = a + bD$, where PP was the percentage of parasitism by *Phalacrotophora* (angular transformation) and D was the day of emergence. Using data from site 1, we further calculated linear regression $M = a + bN$, where M was

the average fresh mass of parasitoid puparium and N was the number of puparia emerged per coccinellid pupa. The differences in puparium size (M) at sites 1 and 2 were tested using the Mann-Whitney test. All calculations were performed using SigmaStat 3.5 (Systat Software, 2006).

Results

Three species of parasitoids were identified in the parasitization of the collected coccinellid pupae: the flies, *P. fasciata* and *Phalacrotophora berolinensis* Schmitz, and the wasp, *O. scaposus* (table 1). The former species was the only parasitoid recorded in *H. axyridis* and very clearly dominant among the parasitoids of *C. septempunctata*. *P. berolinensis* and *O. scaposus* emerged only from *C. septempunctata* pupae.

Despite differences in the host plants and aphid prey, the trends in distribution and abundance of eclosed coccinellid adults and *P. fasciata* parasitism were similar at both sites. The parasitism of *Phalacrotophora* and mortality of pupae due to parasitism of *O. scaposus* and other causes were higher in *C. septempunctata* than in *H. axyridis* (table 2) and higher at site 1 (nettle patch) than at site 2 (pea crop) (table 2). The temporal trends in the eclosion of adult coccinellid species were similar at both sites. *C. septempunctata* eclosed earlier than *H. axyridis* at site 1 (figure 1A) as well as at site 2 (figure 2A). In contrast, the frequency of *Phalacrotophora* emergence had no temporal trend either at site 1 (figure 1B) (*C. septempunctata*: $a = 2.156$, $b = -0.0765$, $R^2 = 0.2432$, $F_{1,10} = 2.289$, $P = 0.123$; *H. axyridis*: $a = 0.470$, $b = -0.0136$, $R^2 = 0.0329$, $F_{1,10} = 0.306$, $P = 0.593$) or at site 2 (figure 2B) (*C. septempunctata*: $a = 0.770$, $b = -0.00798$, $R^2 = 0.0117$, $F_{1,13} = 0.142$, $P = 0.712$; *H. axyridis*: $a = 0.144$, $b = 0.00405$, $R^2 = 0.0152$, $F_{1,13} = 0.185$, $P = 0.675$). The numbers of *P. fasciata* puparia established per parasitized pupa of

C. septempunctata (figure 3) were significantly greater at site 1 (7.2 ± 0.30 , median 6) than at site 2 (3.9 ± 0.21 , median 4) ($P_{\text{Mann-Whitney}} < 0.001$, $U = 9533.500$). The average mass of *P. fasciata* puparia decreased with an increased number of puparia per *C. septempunctata* pupa ($a = 1.550$, $b = -0.0528$, $R^2 = 0.484$, $F_{1,142} = 132.5$, $P < 0.001$) (figure 4).

Discussion

Asynchrony in coccinellid species eclosion

The data showed both unexpected and predicted trends. Earlier eclosion of *C. septempunctata* than *H. axyridis* adults was established at both the sites. Identical differences were observed in the native area of the invasive species (Hironori and Katsuhiko, 1997) as well as in area recently invaded by *H. axyridis* (Jansen and Hautier, 2008). The first possible explanation of this asynchrony is a difference in the development time of both species caused by different thermal requirements for their development. According to published information, the requirements for development in both species are similar. A lower development threshold (LDT) between 10.2-13.7 °C and a sum of effective temperatures (SET) between 191-297 degree days were established for *C. septempunctata* (Hodek, 1958; Obyrcki and Tauber, 1981; Butler, 1982; Katsarou *et al.*, 2005) and an LDT of 10.4-11.2 °C and an SET of 232-279 degree days were established for *H. axyridis* (Schanderl *et al.*, 1985; LaMana and Miller, 1998; Stathas *et al.*, 2010). Using these published data, we calculated the expected length of pre-imaginal development at 23 °C (a temperature close to natural and laboratory conditions at the time of experiment) to be 20.2 ± 1.09 days in *C. septempunctata* and 20.8 ± 0.99 days in *H. axyridis*. Thus, it is unlikely that the difference in eclosion time was caused by differences in pre-imaginal development time. Another cause may be differences in the terms of

Table 1. Species composition of parasitoids that emerged from *C. septempunctata* and *H. axyridis* pupae collected at two sites. *P. f* - *Phalacrotophora fasciata*, *P. b* - *P. berolinensis*, *P. sp.* - undetermined *Phalacrotophora* (adults did not emerge from puparia), *O. s* - *Oomyzus scaposus*, *O. s + P. f* - multiparasitism by *O. scaposus* and *P. fasciata*.

Host	Hostplant	N collected	N (%) parasitized by:			
			<i>P. f</i>	<i>P. b</i>	<i>P. sp.</i>	<i>O. s</i> + <i>P. f</i>
<i>C. septempunctata</i>	Nettles	375	142 (37.9)	1 (0.3)	4 (1.1)	10 (2.7)
	Peas	867	51 (5.9)	1 (0.3)	38 (4.4)	2 (0.2)
<i>H. axyridis</i>	Nettles	310	5 (1.6)		4 (1.3)	
	Peas	426	1 (0.2)		1 (0.2)	

Table 2. Total number of pupae collected (Total), number of pupae eclosed to adults (Eclosed), number of pupae from which parasitoids (*Phalacrotophora* and *Oomyzus*) emerged (Parasitized) and number of pupae dead for other (unknown) reasons (Other) in samples of *C. septempunctata* and *H. axyridis* collected at two sites.

Site - Hostplant	<i>C. septempunctata</i>				<i>H. axyridis</i>			
	N Total	N (%) Eclosed	N (%) Parasitized	N (%) Other	N Total	N (%) Eclosed	N (%) Parasitized	N (%) Other
Site 1 - Nettles	375	178 (47.5)	157 (41.9)	40 (10.7)	310	285 (91.9)	9 (2.9)	16 (5.2)
Site 2 - Peas	867	684 (78.9)	92 (10.6)	91 (10.5)	426	404 (94.8)	2 (0.5)	20 (4.7)

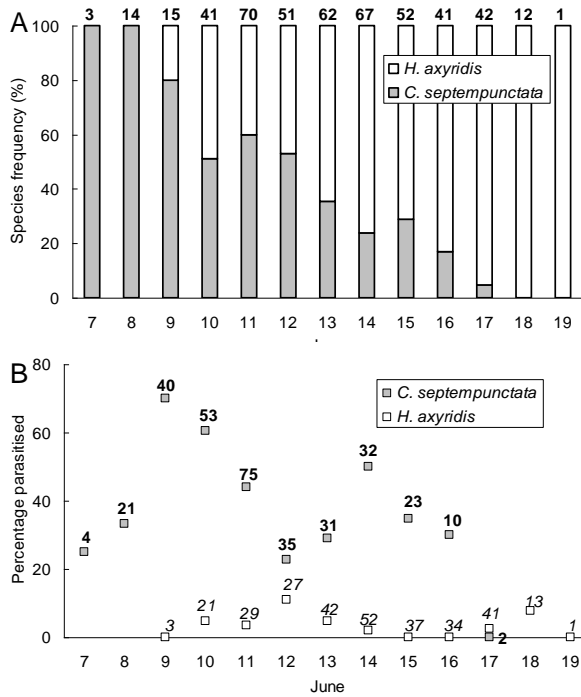


Figure 1. Coccinellid adult eclosion and *P. fasciata* emergence on nettle patches (site 1). **A)** percentage of *C. septempunctata* and *H. axyridis* adult eclosion on successive days of June 2018. Figures above bars: total number of adults of both species eclosed on a particular day. **B)** percentage of *P. fasciata* parasitism of pupae of *C. septempunctata* and *H. axyridis* on successive days in June 2018. Figures above marks: cumulative number of *C. septempunctata* (bold) and *H. axyridis* (italics) pupae from which either coccinellid adults or *P. fasciata* parasitoids emerged on particular days.

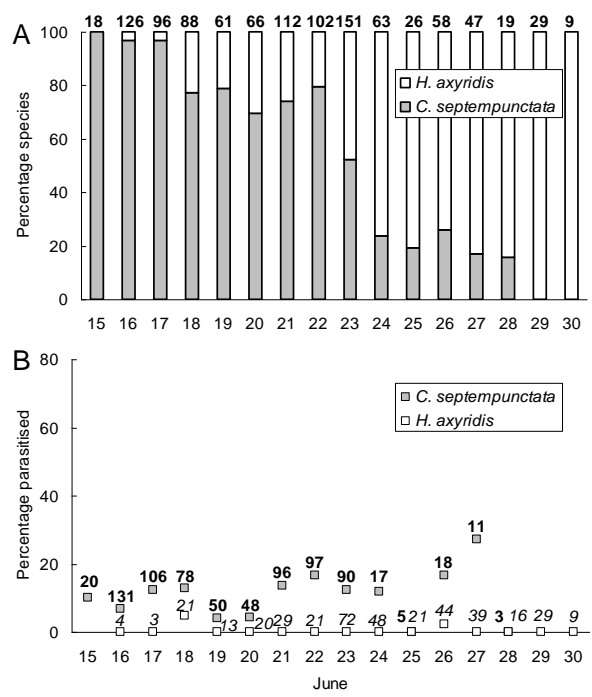


Figure 2. Adult coccinellid and *P. fasciata* eclosion on pea crop (site 2). **A)** percentage of *C. septempunctata* and *H. axyridis* eclosed to adults on successive days of June 2018. Figures above bars: total number of adults of both species eclosed on a particular day. **B)** percentage of *P. fasciata* parasitism of pupae of *C. septempunctata* and *H. axyridis* on successive days in June 2018. Figures above marks: cumulative number of *C. septempunctata* (bold) and *H. axyridis* (italics) pupae from which either coccinellid adults or *P. fasciata* parasitoids emerged on particular days.

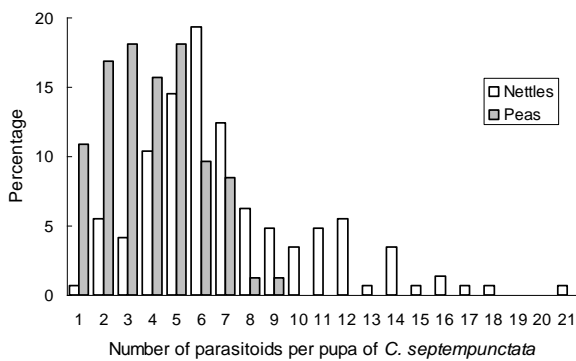


Figure 3. Percentage of the total number of parasitized pupae of *C. septempunctata* parasitized by particular numbers of *P. fasciata* individuals on a patch of nettles and in a pea crop.

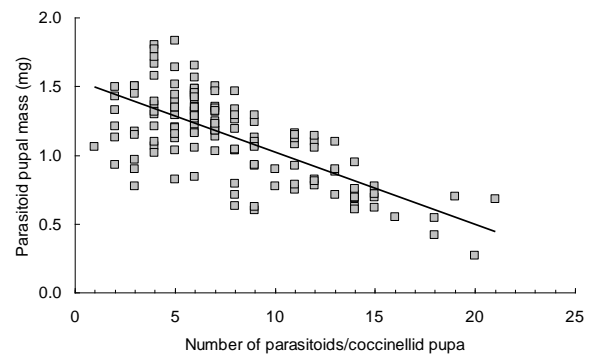


Figure 4. The mean live mass of one *P. fasciata* puparium is related to the number of *P. fasciata* puparia per *C. septempunctata* pupa. Data from a patch of nettles (site 1).

settling and/or the start of reproduction in the both species. Aphid densities necessary for settling *C. septempunctata* at crop stands (10 aphids per m² of field area) and starting ovariole maturation (1 aphid per 200-400 cm² of host plant leaf area) are low (Honek, 1980). Unfortunately, we do not know the corresponding in-

formation for *H. axyridis*; however, it is very likely that the aphid abundance necessary for attracting *H. axyridis* populations to herbaceous stands is greater. This is because the preferred habitat of *H. axyridis* are trees (Vandereycken *et al.*, 2012); the population may be lured to low growing stands only if aphid densities are

high (Nault and Kennedy, 2003; Lundgren *et al.*, 2004). Additionally, Hironori and Katsuhiko (1997) observed that the oviposition period of *C. septempunctata* started earlier and was shorter than that of *H. axyridis*. The difference in requirements for settling at a habitat and starting oviposition may contribute to asynchrony in the timing of development of both species.

Host-specific differences in pupal mortality

In accordance with hypothesis (i), the parasitism rates were higher in *C. septempunctata* than *H. axyridis*. The difference (10-20 times higher) in the percentage of parasitized pupae between both species in our study was greater than the difference calculated from published data of many coccinellid species collected in a large geographic area (Ceryngier *et al.*, 2018). The standardized conditions of our observation (using data from similarly sized coccinellid species collected simultaneously from the same site) likely contributed to estimating the real difference in parasitism of both coccinellid species. Interestingly, the proportion of unparasitized pupae that remained unclosed was greater in *C. septempunctata* than in *H. axyridis*. One of the possible factors of pupal mortality may be predation (Devee *et al.*, 2018). Predation by *Deraeocoris ruber* (L.) (Heteroptera Miridae) was observed several times during sampling sessions at site 1. Damage by sucking predators, uneasy to detect at sampling, may increase the number of dead pupae. Intraguild predation of coccinellid larvae on pupae was also observed but did not substantially contribute to the number of unclosed pupae because pupae with visible external damage were excluded from the experiment. During sampling sessions at site 1, *H. axyridis* larvae were observed eating *C. septempunctata* pupae in 17 cases, while an *H. axyridis* larva eating a conspecific pupa was observed only once. A *C. septempunctata* larva eating a conspecific pupa was observed in one case, while larvae eating *H. axyridis* pupae were never observed. Further possible factors of pupal mortality (Ceryngier *et al.*, 2012) were not established.

Host-specific differences in parasitism

Most important among the recorded species of parasitoids was *P. fasciata*, with only few hosts found to be parasitized by *P. berolinensis* or *O. scaposus*. However, *Phalacrotophora* puparia obtained from some coccinellids (especially from site 2) did not give rise to adult flies, and their species identity was not determined. It cannot be excluded that those unhatched puparia contained dead or diapausing individuals of species other than *P. fasciata*. Durska *et al.* (2003) found that *Phalacrotophora beuki* Disney, a parasitoid of *Anatis ocellata* (L.), did not generally emerge from puparia under laboratory conditions.

The differences in the parasitism and mortality of *C. septempunctata* and *H. axyridis* pupae may indicate a low ability in host location and a low host acceptance and/or low nutritional suitability of the latter species for parasitoids as demonstrated by Firlej *et al.* (2007) and Comont *et al.* (2014) for a braconid, *D. coccinellae*. Effects of *H. axyridis* mechanical, e.g. larval spines (Hautier *et al.*, 2017), behavioural (Firlej *et al.*, 2010), chem-

ical (Sloggett *et al.*, 2011) or microbial (Vilcinskis *et al.*, 2013) protection against the natural enemies may also play a part. Anyway in Italy it was found that the acceptance and suitability of *H. axyridis* adults as host for *D. coccinellae* in comparison with the native *A. bipunctata*, which shares the same ecological niche, was higher than in *A. bipunctata* (Dindo *et al.*, 2016). Hence *D. coccinellae* may play a marginal role in controlling the populations of *H. axyridis*, without representing a threat to *A. bipunctata* (Dindo *et al.*, 2016). The effectiveness of defensive mechanisms against *Phalacrotophora* or *Oomyzus* have not yet been investigated. Species-specific selection of pupation sites observed during sampling sessions at both sites might also play a role in the varying rate of parasitism. At both sites, the pupae were often found on plant species other than host plant of the aphid population, more frequently in *H. axyridis* than *C. septempunctata*. Pupation on *C. arvensis* and *A. fatua* leaves was particularly frequent at the pea stand (site 2). This difference only became conspicuous at the end of the pupation period and therefore was not strictly recorded during all sampling sessions. The selection of detached pupation sites may decrease the rate of predation or parasitism. Such a phenomenon was recorded by Osawa (1992) in *H. axyridis* within its native range (Kyoto, Japan), where coccinellid pupae found on host plants were significantly more often cannibalized and parasitized by *Phalacrotophora* sp. than those located outside of the host plants.

Local differences in parasitism

In accordance with hypothesis (ii), the rates of parasitism differed at both sites. This was likely influenced by different ratios of available coccinellid pupae to populations of *Phalacrotophora*, and the difference thus may have two concurrent causes: a greater density of *Phalacrotophora* and a smaller abundance of coccinellid pupae at site 1 than at site 2. The density of *Phalacrotophora* (number of individuals per unit of area) at both sites was not established. However, it is likely that it was greater at site 1 (a small patch of nettles hosting aphids and surrounded by a large aphid-free area) than at site 2 (a pea crop approximately 80-times larger than the nettle patch), where the parasitoid population may be diluted over a larger area. In contrast, the supply of coccinellid pupae might be less at site 1 than at site 2. With admission of ca. 50% sampling success of the collector (A. Honek), there were in total ca. 2000 pupae per nettle patch (site 1), i.e., approximately 8 pupae of both species per m². In pea crop (site 2), orientation counting at twenty randomly placed 1 m² plots indicated a population density of ~25 pupae of both species per m². Thus, a 20,000 m² plot might contain half a million pupae available to parasitism. This abundance might contribute to decreasing the parasitoid pressure. The local conditions, abundance of parasitoids and abundance of coccinellid pupae might all influence parasitism rates and parasitism intensity. Proportions of parasitized pupae as well as numbers of *Phalacrotophora* puparia per a parasitized pupa were less at site 2 than at site 1. Higher average numbers of *Phalacrotophora* puparia in *C. septempunctata* pupae collected at site 1 compared to

those from site 2 may suggest that at site 1, with higher densities of the flies and lower densities of coccinellid pupae, the cases of oviposition by more than one fly into the same host were more frequent than at site 2. Multiparasitism is sometimes reported in *Phalacrotophora* (Disney *et al.*, 1994; Ceryngier and Hodek, 1996; Ceryngier *et al.*, 2012), but certainly also simultaneous parasitization of a pupating coccinellid by several females of the same species (e.g. *P. fasciata*) is not uncommon (P. Ceryngier, unpublished observations). Additionally, the frequency of parasitism of *C. septempunctata* in relation to *H. axyridis*, which was 14 times more frequent at site 1 compared to 21 times more frequent at site 2, indicates that *Phalacrotophora* at site 2 most often selected *C. septempunctata* as a host, probably because of its greater availability.

General trends

The results confirmed the low susceptibility of *H. axyridis* to *Phalacrotophora* and *Oomyzus* parasitism compared to other coccinellid species, in this case, *C. septempunctata* (Ceryngier *et al.*, 2018). The difference in parasitism rates persisted despite both species being similar in body size, development time, site of occurrence, development rate and probably other characteristics that were not recorded. The study also revealed local variation in parasitism rates, probably due to the abundance of host and parasitoid species. The studies of different rates of parasitism in the field should take into account both species-specific differences in coccinellid sensitivity to parasitism and local variation of parasitoid abundance.

Acknowledgements

We thank Helena Uhlirova and Jana Kohoutova for excellent technical assistance. AH and ZM were supported by grant no. 17-06736S of the Czech Science Agency and institutional support no. RO0418 and grant QK 1910281 of The Ministry of Agriculture of the Czech Republic.

References

BUTLER G. D., 1982.- Development time of *Coccinella septempunctata* in relation to constant temperatures (Col.: Coccinellidae).- *Entomophaga*, 27: 349-353.

CERYNGIER P., HODEK I., 1996.- Enemies of Coccinellidae, pp. 319-350. In: *Ecology of Coccinellidae* (HODEK I., HONEK A., Eds).- Kluwer Academic Publishers, Dordrecht, The Netherlands.

CERYNGIER P., ROY H. E., POLAND R. L., 2012.- Natural enemies of ladybird beetles, pp 375-443. In: *Ecology and behaviour of the ladybird beetles (Coccinellidae)* (HODEK I., VAN EMDEN H. F., HONEK A. Eds).- Wiley-Blackwell, Oxford, UK.

CERYNGIER P., NEDVED O., GREZ A. A., RIDDICK E. W., ROY H. E., SAN MARTIN G., STEENBERG T., VESELY P., ZAVIEZO T., ZUNIGA-REINOSO A., HAELEWATERS D., 2018.- Predators and parasitoids of the harlequin ladybird, *Harmonia axyridis*, in its native range and invaded areas.- *Biological Invasions*, 20:1009-1031.

COMONT R. F., PURSE B. V., PHILLIPS W., KUNIN W. E., HANSON M., LEWIS O. T., HARRINGTON R., SHORTALL C. R., RONDONI G., ROY H. E., 2014.- Escape from parasitism by the invasive alien ladybird, *Harmonia axyridis*.- *Insect Conservation and Diversity*, 7: 334-342.

DEVEE A., ARVANITI K., PERDIKIS D., 2018.- Intraguild predation among three aphidophagous predators.- *Bulletin of Insectology*, 71: 11-19.

DINDO M. L., FRANCATI S., LANZONI A., DI VITANTONIO C., MARCHETTI E., BURGIO G., MAINI S., 2016.- Interactions between the multicolored Asian lady beetle *Harmonia axyridis* and the parasitoid *Dinocampus coccinellae*.- *Insects*, 7 (4): 67.

DISNEY R. H. L., BEUK P. L. T., 1997.- European *Phalacrotophora* (Diptera: Phoridae).- *Entomologist's Gazette*, 48: 185-192.

DISNEY R. H. L., MAJERUS M. E. N., WALPOLE M. J., 1994.- Phoridae (Diptera) parasitising Coccinellidae (Coleoptera).- *Entomologist*, 113: 28-42.

DURSKA E., CERYNGIER P., DISNEY R. H. L., 2003.- *Phalacrotophora beuki* (Diptera: Phoridae), a parasitoid of ladybird pupae (Coleoptera: Coccinellidae).- *European Journal of Entomology*, 100: 627-630.

FILATOVA I. T., 1974.- The parasites of Coccinellidae (Coleoptera) in West Siberia, 173-185. In: *The fauna and ecology of insects from Siberia* (KOLOMYIETZ N. G., Ed.)- Nauka, Siberian Branch, Novosibirsk, Russia.

FIRLEJ A., LUCAS E., CODERRE D., BOIVIN G., 2007.- Teratocytes growth pattern reflects host suitability in a host-parasitoid assemblage.- *Physiological Entomology*, 32: 181-187.

FIRLEJ A., LUCAS E., CODERRE D., BOIVIN G., 2010.- Impact of host behavioral defenses on parasitization efficacy of a larval and adult parasitoid.- *BioControl*, 55: 339-348.

FRANCATI S., 2015.- Native preimaginal parasitism of *Harmonia axyridis*: new record of association with *Phalacrotophora fasciata* in Italy.- *Bulletin of Insectology*, 68 (1): 3-6.

FRANCATI S., 2018.- Rearing of parasitoid braconid wasp *Dinocampus coccinellae* in a simplified tritrophic system.- *Bulletin of Insectology*, 71 (2): 287-293.

HAUTIER L., SAN MARTIN G., JANSEN J. P., BRANQUART E., GRÉGOIRE J. C., 2017.- Spiny prey, fortunate prey. Dorsal spines are an asset in intraguild interactions among lady beetles.- *Frontiers in Ecology and Evolution*, 5: 135.

HESLER L. S., 2014.- Inventory and assessment of foliar natural enemies of the soybean aphid (Hemiptera: Aphididae) in South Dakota.- *Environmental Entomology*, 43: 577-588.

HIRONORI Y., KATSUHIRO S., 1997.- Cannibalism and interspecific predation in two predatory ladybirds in relation to prey abundance in the field.- *Entomophaga*, 42: 153-163.

HODEK I., 1958.- Influence of temperature, relative humidity and photoperiodicity on the speed of development of *Coccinella septempunctata* L.- *Casopis Československé Společnosti Entomologické*, 55: 121-141.

HODEK I., MICHAUD J. P., 2008.- Why is *Coccinella septempunctata* so successful? (A point-of-view).- *European Journal of Entomology*, 105: 1-12.

HONEK A., 1980.- Population density of aphids at the time of settling and ovariole maturation in *Coccinella septempunctata* (Col., Coccinellidae).- *Entomophaga*, 25: 427-430.

HONEK A., 1985.- Habitat preferences of aphidophagous coccinellids (Coleoptera).- *Entomophaga*, 30: 253-264.

HONEK A., REJMANEK M., 1982.- The communities of adult aphidophagous Coccinellidae (Coleoptera): a multivariate analysis.- *Acta Oecologica Oecologia Applicata*, 3: 95-104.

HONEK A., MARTINKOVA Z., DIXON A. F. G., 2015.- Detecting seasonal variation in composition of adult Coccinellidae communities.- *Ecological Entomology*, 40: 543-552.

HURST G. D. D., MCMEECHAN F. K., MAJERUS M. E. N., 1998.- Phoridae (Diptera) parasitizing *Coccinella septempunctata* (Coleoptera: Coccinellidae) select older prepupal hosts.- *European Journal of Entomology*, 95: 179-181.

- JANSEN J. P., HAUTIER L., 2008.- Ladybird population dynamics in potato: comparison of native species with an invasive species, *Harmonia axyridis*.- *BioControl*, 53: 223-233.
- KANDEL D. R., TILMON K. J., SHUSTER T. L., 2015.- Effect of host plant resistance and seed treatments on soybean aphids (Hemiptera: Aphididae) and their natural enemies.- *Journal of Entomological Science*, 50: 186-205.
- KATSAROU I., MARGARITOPOULOS J. T., TSITSIPIS J. A., PERDIKIS D. C., ZARPAS K. D., 2005.- Effect of temperature on development, growth and feeding of *Coccinella septempunctata* and *Hippodamia convergens* reared on the tobacco aphid, *Myzus persicae nicotianae*.- *BioControl*, 50: 565-580.
- LAMANA M. L., MILLER J. C., 1998.- Temperature-dependent development in an Oregon population of *Harmonia axyridis* (Coleoptera: Coccinellidae).- *Environmental Entomology*, 27: 1001-1005.
- LENGYEL G. D., 2009.- *Phalacrotophora* species (Diptera: Phoridae) with four subequal scutellar setae and notes on the other European species.- *Zootaxa*, 2172: 59-68.
- LUNDGREN J. G., RAZZAK A. A., WIEDENMANN R. N., 2004.- Population responses and food consumption by predators *Coleomegilla maculata* and *Harmonia axyridis* (Coleoptera: Coccinellidae) during anthesis in an Illinois cornfield.- *Environmental Entomology*, 33: 958-963.
- NAULT B. A., KENNEDY G. G., 2003.- Establishment of multicolored Asian lady beetle in eastern North Carolina: seasonal abundance and crop exploitation within an agricultural landscape.- *BioControl*, 48: 363-378.
- OBRYCKI J. J., TAUBER M. J., 1981.- Phenology of three coccinellid species: thermal requirements for development.- *Annals of the Entomological Society of America*, 74: 31-36.
- OSAWA N., 1992.- Effect of pupation site on pupal cannibalism and parasitism in the ladybird beetle *Harmonia axyridis* Pallas (Coleoptera, Coccinellidae).- *Japanese Journal of Entomology*, 60: 131-135.
- ROMANOV D. A., 2017.- Finding of parasitoids *Phalacrotophora fasciata* (Diptera: Phoridae) and *Oomyzus scaposus* (Hymenoptera: Eulophidae) in pupas of *Harmonia axyridis* of the Crimea.- *Russian Journal of Biological Invasions*, 4: 106-109.
- ROY H. E., BROWN P. M. J., ADRIAENS T., BERKVENNS N., BORGES I., CLUSELLA TRULLAS S., COMONT R., DE CLERCQ P., ESCHEN R., ESTOUP A., EVANS E. W., FACON B., GARDINER M. M., GIL A., GREZ A. A., GUILLEMAUD T., HAELEWATERS D., HERZ A., HONEK A., HOWE A. G., HUI C., HUTCHINSON W. D., KENIS M., KOCH R. L., KULFAN J., LAWSON HANDLEY L., LOMBAERT E., LOOMANS A., LOSEY J., LUKASHUK A. O., MAES D., MAGRO A., MURRAY K. M., SAN MARTIN G., MARTINKOVA Z., MINNAAR I. A., NEDVED O., ORLOVA-BIENKOWSKAJA M. J., OSAWA N., RABITSCH W., RAVN H. P., RONDONI G., RORKE S. L., RYNDEVICH S. K., SAETHRE M. G., SLOGGETT J. J., SOARES A. O., STALS R., TINSLEY M. C., VANDEREYCKEN A., VAN WIELINK P., VIGLASOVA S., ZACH P., ZAKHAROV I. A., ZAVIEZO T., ZHAO Z., 2016.- The harlequin ladybird, *Harmonia axyridis*: global perspectives on invasion history and ecology.- *Biological Invasions*, 18: 997-1044.
- SCHANDERL H., FERRAN A., LARROQUE M. M., 1985.- Les besoins trophiques et thermiques des larves de la coccinelle *Harmonia axyridis* Pallas.- *Agronomie*, 5: 417-421.
- SLOGGETT J. J., MAGRO A., VERHEGGEN F. J., HEMPTINNE J. L., HUTCHISON W. D., RIDDICK E. W., 2011.- The chemical ecology of *Harmonia axyridis*.- *BioControl*, 56: 643-661.
- STATHAS G. J., KONTODIMAS D., KARAMAOUNA F., KAMPOURIS S., 2010.- Temperature dependent development of *Harmonia axyridis* Pallas (Col.: Coccinellidae) on two prey: *Aphis fabae* Scopoli and *Dysaphis crataegi* (Kaltenbach) (Hem.: Aphididae).- *IOBC/wprs Bulletin*, 58: 133-136.
- STEENBERG T., HARDING S., 2010.- The harlequin ladybird (*Harmonia axyridis*) in Denmark: spread, phenology, colour forms and natural enemies in the early phase of establishment.- *IOBC/wprs Bulletin*, 58: 143-147.
- SYSTAT SOFTWARE, 2006.- *SigmaStat 3.5*.- Systat Software Inc., Point Richmond, California, USA.
- VANDEREYCKEN A., DURIEUX D., JOIE E., HAUBRUGE E., 2012.- Habitat diversity of the multicolored Asian ladybeetle *Harmonia axyridis* Pallas (Coleoptera: Coccinellidae) in agricultural and arboreal ecosystems: a review.- *Biotechnologie Agronomie Societe et Environnement*, 16: 553-563.
- VILCINSKAS A., STOECKER K., SCHMIDTBERG H., RÖHRICH C. R., VOGEL H., 2013.- Invasive harlequin ladybird carries biological weapons against native competitors.- *Science*, 340: 862-863.
- WARE R., MICHIE L.J., OTANI T., RHULE E., HALL R., 2010.- Adaptation of native parasitoids to a novel host: the invasive coccinellid *Harmonia axyridis*.- *IOBC/wprs Bulletin*, 58: 175-182.

Authors' addresses: Alois HONEK (Corresponding author: honek@vurv.cz), Zdenka MARTINKOVA, Crop Research Institute, Drnovska 507, CZ-16106 Prague 6 - Ruzyně, Czech Republic; Piotr CERYNGIER, Cardinal Stefan Wyszyński University, Faculty of Biology and Environmental Sciences, Woycickiego 1-3, PL-01938 Warsaw, Poland.

Received November 9, 2018. Accepted March 5, 2019.