

Title: **A survey of potential vectors of the plant pathogenic bacterium *Xylella fastidiosa* in the Basilicata Region, Italy**

Authors: **Vincenzo TROTTA, Pierluigi FORLANO, Vittoria CACCAVO, Paolo FANTI, Donatella BATTAGLIA**

Bulletin of Insectology, Volume 74 June 2021 pages 273-283

Index of supplemental materials:	Page
<b>Table S1.</b> Rainfall values in mm recorded in the Bernalda, Metaponto and Ferrandina areas during the three-year period 2016-2018.....	1
<b>Figure S1.</b> Trends of the medium, maximum and minimum temperatures in the Bernalda area in the years 2016-18.....	2
<b>Figure S2.</b> Trends of the medium, maximum and minimum temperatures in the Metaponto area in the years 2016-18...	3
<b>Figure S3.</b> Trends of the medium, maximum and minimum temperatures in the Ferrandina area in the years 2016-18...	4
<b>Figure S4.</b> Anterior portion of Diptera Pipunculidae larva obtained from the dissection of an adult <i>N. campestris</i> .....	5
<b>Figure S5.</b> Posterior portion of Diptera Pipunculidae larva obtained from the dissection of an adult <i>N. campestris</i> .....	5

**Table S1.** Rainfall values in mm recorded in the Bernalda, Metaponto and Ferrandina areas during the three-year period 2016-2018.

	Bernalda			Metaponto			Ferrandina		
	2016	2017	2018	2016	2017	2018	2016	2017	2018
January	37.2	147.4	45.0	29.0	99.4	59.1	25.8	105.8	47.2
February	39.6	62.2	68.8	42.2	39.0	68.7	46.4	34.6	64.0
March	170.4	20.0	60.4	170.4	14.0	61.4	169.2	28.6	53.8
April	21.8	65.4	12.4	24.0	28.6	5.3	31.6	51.8	13.8
May	68.6	37.2	50.0	78.2	21.8	44.7	73.4	98.8	207.2
June	23.8	8.8	55.0	69.0	2.6	42.2	56.8	26.0	16.6
July	7.8	20.6	34.0	6.8	13.2	25.3	78.6	1.8	9.2
August	16.8	0.2	103.2	32.8	0.0	29.7	64.0	0.0	81.6
September	94.8	56.4	2.4	58.8	64.4	6.5	60.8	50.2	0.4
October	64.6	2.4	250.6	57.2	2.0	316.0	53.2	12.0	285.6
November	57.4	58.6	-	30.8	83.0	-	6.4	70.4	-
December	8.2	22.0	-	7.2	21.2	-	11.6	16.8	-

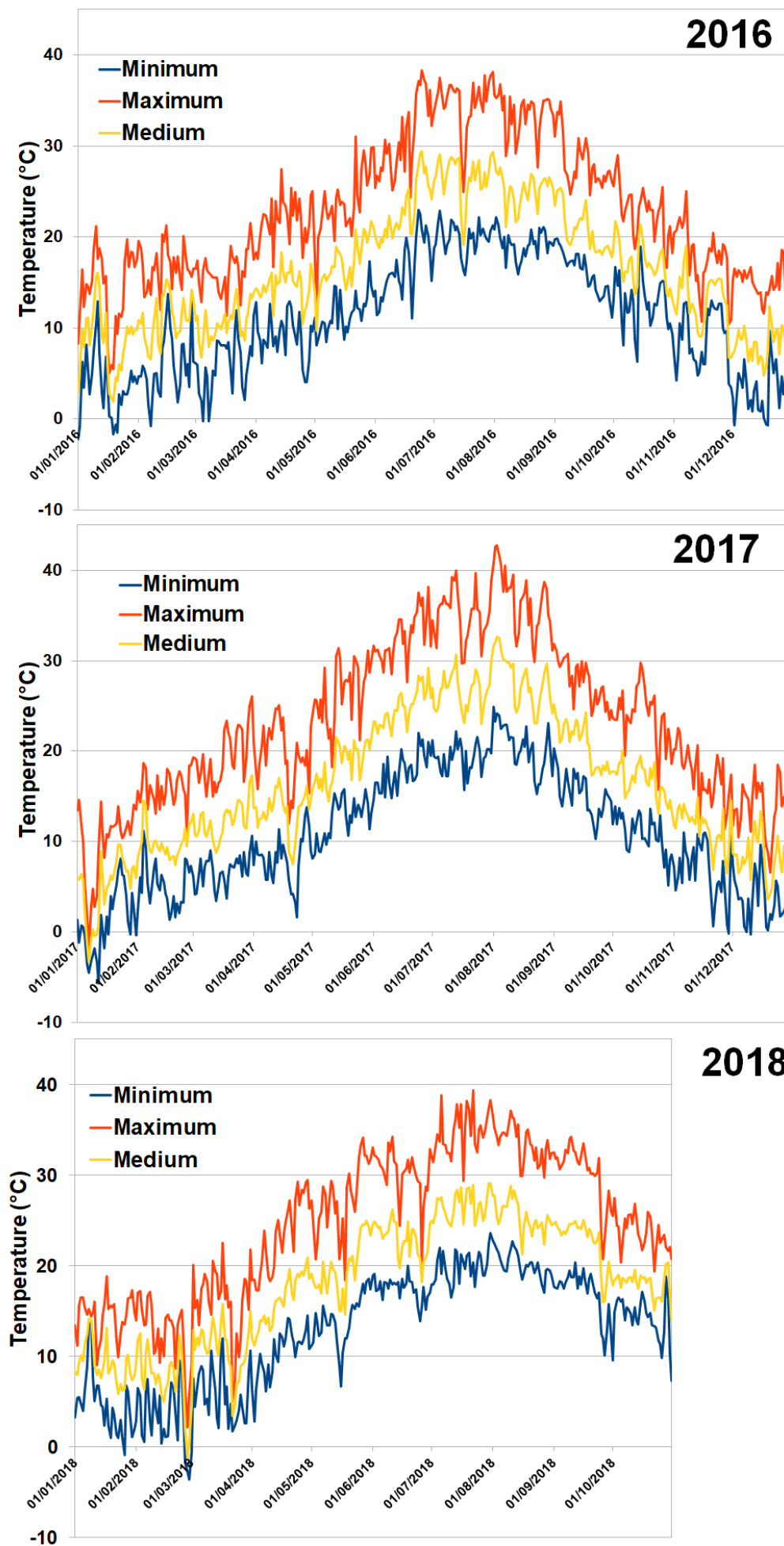


Figure S1. Trends of the medium, maximum and minimum temperatures in the Bernalda area in the years 2016-18.

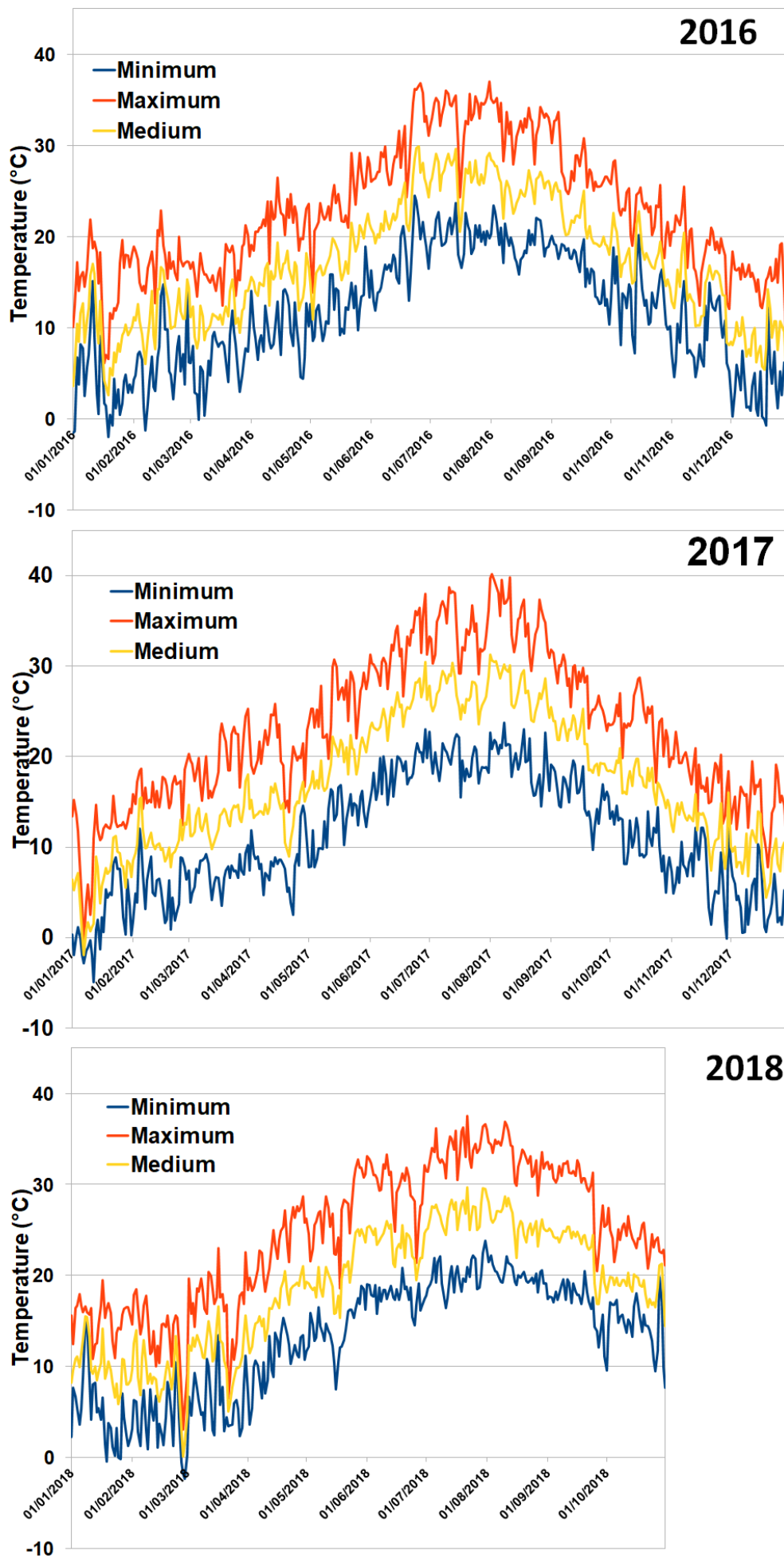


Figure S2. Trends of the medium, maximum and minimum temperatures in the Metaponto area in the years 2016-18.

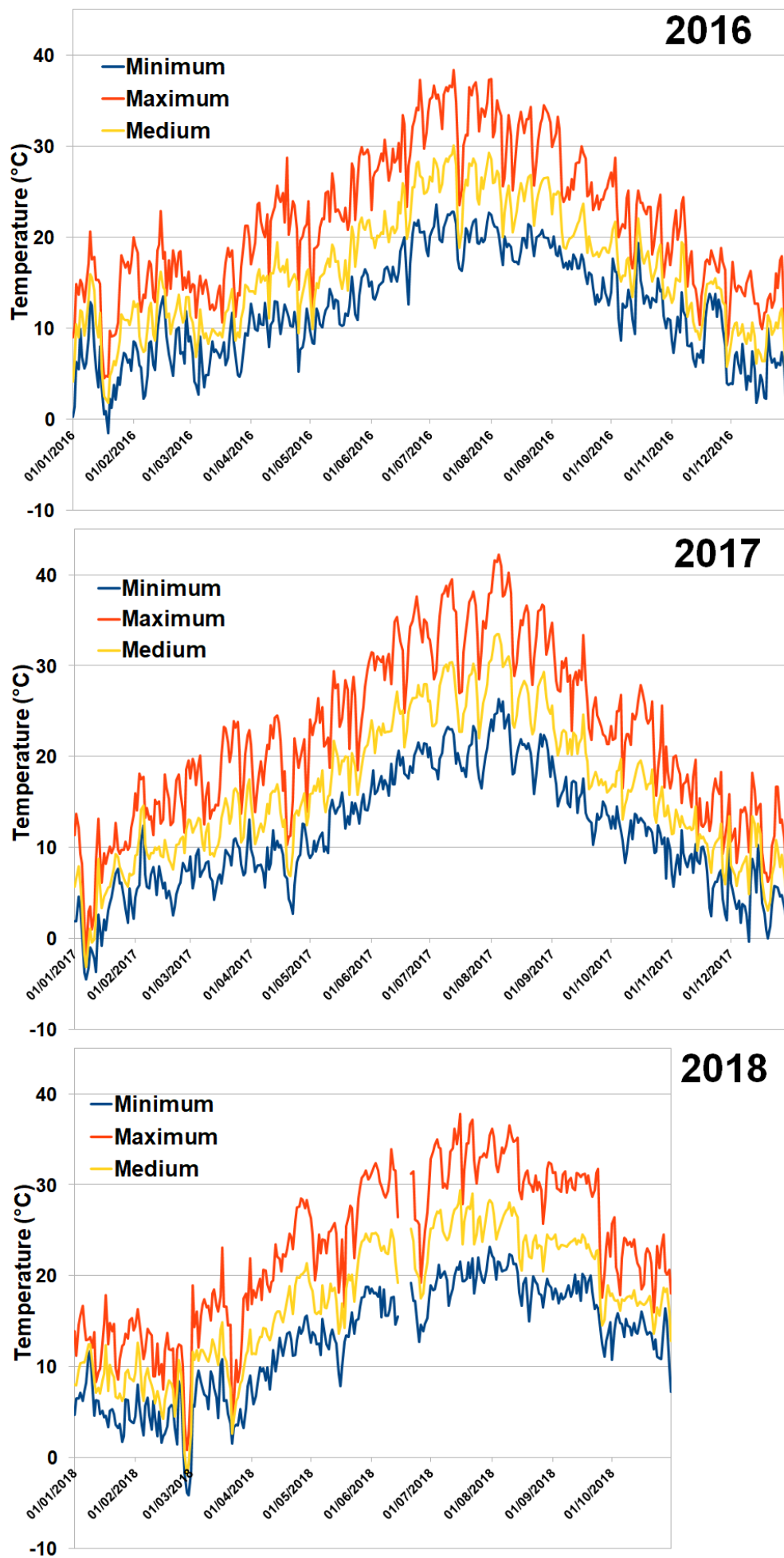


Figure S3. Trends of the medium, maximum and minimum temperatures in the Ferrandina area in the years 2016-18.





**Figure S4.** Anterior portion of Diptera Pipunculidae larva obtained from the dissection of an adult *N. campestris*.



**Figure S5.** Posterior portion of Diptera Pipunculidae larva obtained from the dissection of an adult *N. campestris*.